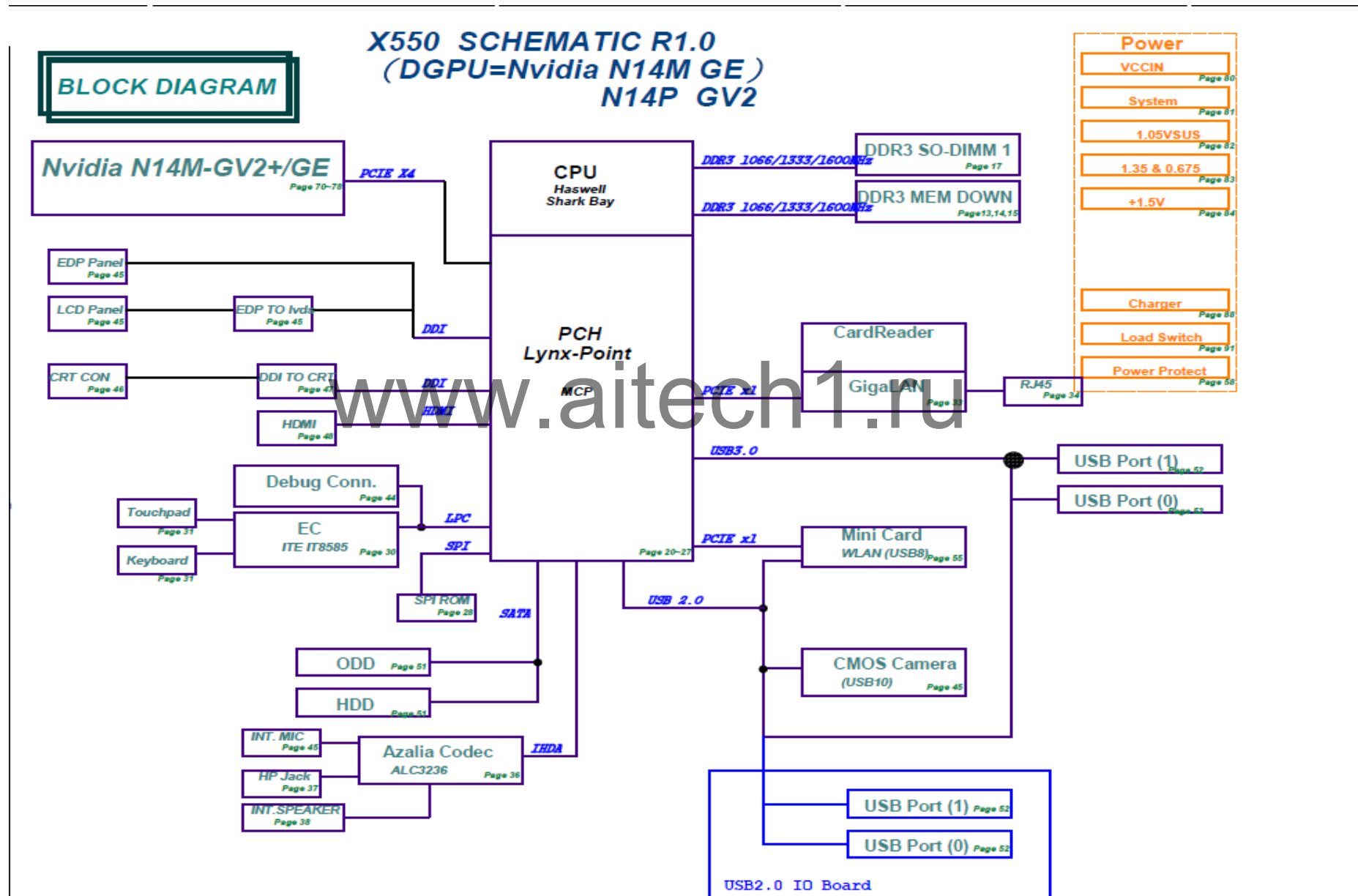
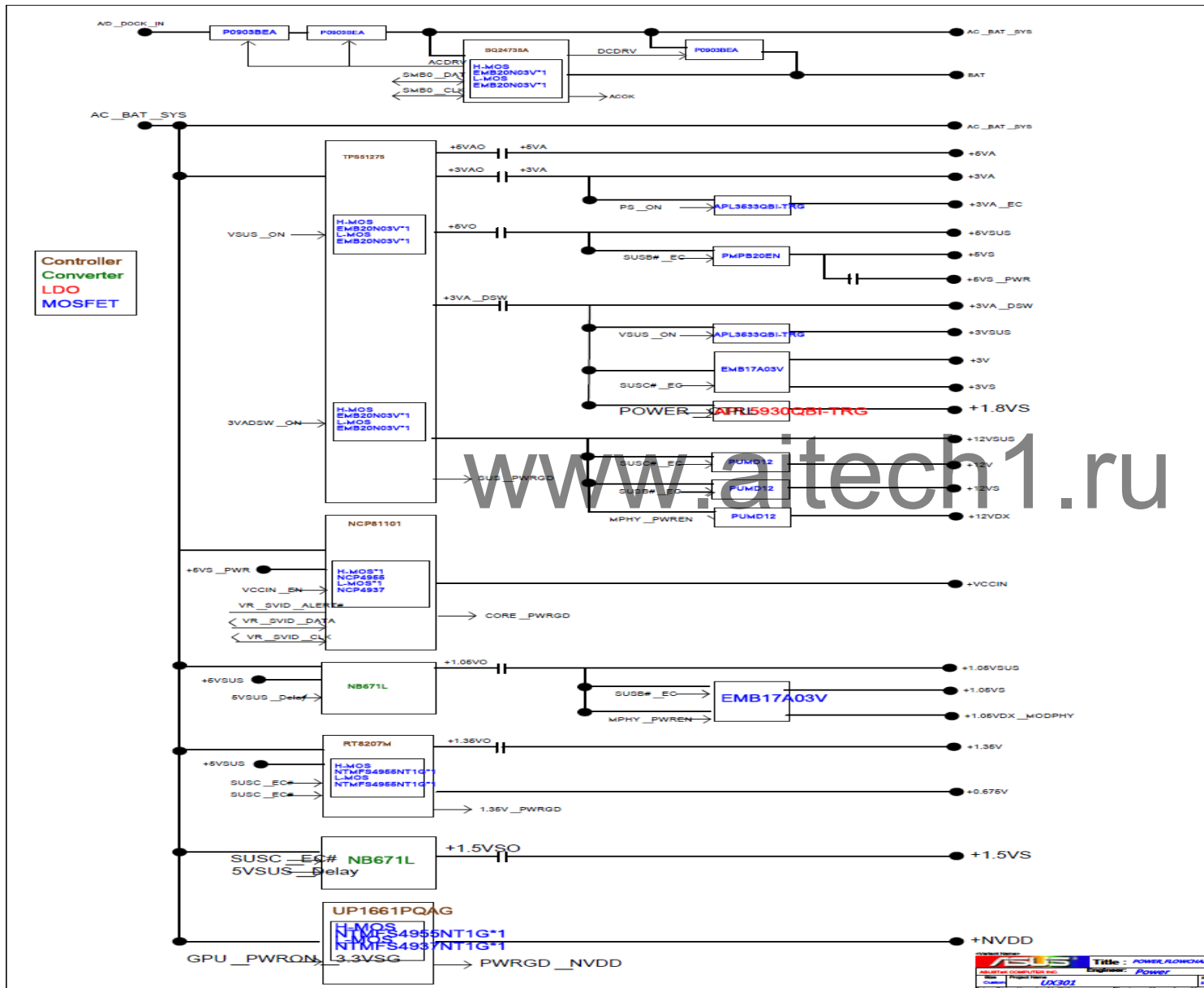


BLOCK DIAGRAM



POWER FLOW




AC POWER ON SEQUENCE

AC-IN Mode

N56JZ Power Sequence (AC mode)

- 1 +3VA/+5VA/+3VA_EC
- 2 EC_RST#
VccDSW
- 3 PM_SLP_SUS#
- 4 PM_DPWROK
- 5 VSUS_ON
+3VSUS/+5VSUS
SUS_PWRGD
- 7 ME_SusPwrDnAck
- 8 PM_RSMRST#
- 9 ME_AC_PRESENT
- 10 PM_SUSACK#
- 11 PWR_SW#
- 12 PM_PWRBTN#
- 13(a) PM_ME_SLP_LAN#
- 13(b) PM_ME_SLP_A#
- 14 PM_SUSC#
- 15 PM_SUSB#
- 16 SUSC_EC#
+1.5V/+3V/+5V
- 17 SUSB_EC#
+0.6VS/+0.75VS/+1.5VS//+1.8VS/+3VS/+5VS
+PEX_VDD/+1.5VSG/+1.8VSG/+3VSG/+NVDD
- 20 SYSTEM_FWRGD
+VTT_CPU
- 21 +VTT_CPU_FWRGD
+0.6VS
- 22 +0.6VS_FWRGD
- 23 ALL_SYSTEM_FWRGD
- 24 PM_PCHPWROK
- 25 PM_SYSPWROK
- 26 H_DRAM_FWRGD
- 27 H_CPUPWROK
- 28 SVID
+VCORE
- +VccGFX
- 29 VRM_FWRGD
- 30 SUS_SATA#
- 31 BUF_PLT_RST#



www.aitech1.ru


DC POWER ON SEQUENCE

DC-IN Mode

N56JZ Power Sequence
(DC mode)



Signal Measure Point-Bottom



Signal Measure Point-Top

